



District Report Card: 2017


State: Andhra Pradesh	District: Krishna
Class: 5	Subject: Language
Schools: 60	Students: 835


Participation/Coverage


Students

<div>GENDER</div> <div></div>	Boys		Girls	
	Number	%	Number	%
	377	45.15	458	54.85

<div>AREA</div> <div></div>	Rural		Urban	
	Number	%	Number	%
	604	72.34	231	27.66

<div>CATEGORY</div> <div></div>	SC		ST		OBC		GEN	
	Number	%	Number	%	Number	%	Number	%
	287	34.37	45	5.39	431	51.62	72	8.62

<div>CWSN</div> <div></div>	LD	VI	HI	S&LD	ID	Oth
	0	3	0	1	1	23

<div>Management</div> <div></div>	Government		Government-aided	
	Number	%	Number	%
	676	80.96	159	19.04

Average Performance of Students in Language (%)

Overall	Gender		Area		Management		Social Group			
	Male	Female	Rural	Urban	Govt.	Aided	SC	ST	OBC	GEN
67.00	65.82	67.98	68.04	64.30	67.99	62.81	60.46	68.15	71.28	66.76

Performance on Learning Outcomes (LOs)

Learning Outcomes	Description	Average Performance(%)
L504	Reads and comprehends independently storybooks, news items/ headlines, advertisements etc.	64.22
L508	Reads text with comprehension, locates details and sequence of events	68.40

Range of Performance of Students who Answered Correctly							
Below 30%		30% - 50%		50% - 75%		Above 75%	
Number	%	Number	%	Number	%	Number	%
67	8.02	140	16.77	276	33.05	352	42.16

Lowest Performing Learning Outcomes (LOs)

- 1 - Reads and comprehends independently storybooks, news items/ headlines, advertisements etc. (64.22)
- 2 - Reads text with comprehension, locates details and sequence of events (68.40)